

# REIL

## Runway End Identification Light

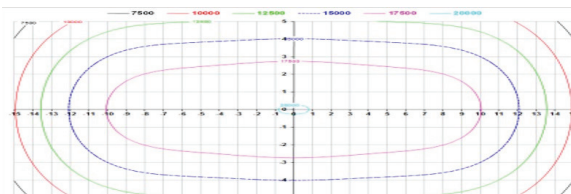
The LED Runway End Identification Light (REIL) provides rapid and positive identification to arriving pilots of the approach end of the runway. The system consists of two GPS synchronized unidirectional flashing lights. The lights install on each corner of the runway-landing threshold, facing the approach area. Proper sequencing of the flashing lights is via onboard GPS. A selector switch inside the REIL allows for field setting of the light position, identical positions used in the case of the REIL. Power options include 24 VDC, AC (90-270VAC) and solar. Control options include wireless, wired, power line control (AC version only), and manual control.



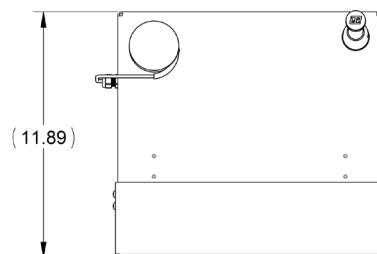
### Technical Specifications

Optics	
High power LEDs with proper heat management ensures stable photometrics for life of product	
Compliance	
FAA AC 150/5345-51 for L-849 (L) applications	
Physical Characteristics	
Height(mm/inches)	708.152 / 27.88
Width(mm/inches)	302.006 / 11.89
Weight(lbs)	18lbs
Electrical Characteristics	
Current Draw	Peak 50W/Avg 25W
Power Options	
Solar Kit	Solar panels, mounting hardware, batteries, enclosures, air transportable container, AC input for backup
Battery Kit	Batteries & enclosures, AC input for charging and back-up power
AC	100 - 240 VAC 50/60 Hz
Control Options	
Fixed Wire	Wired relay control powerline control
Wireless	2.4GHZ Mesh Network
Type	Automatic intensity control day & night
Construction	
Powder coated aluminum (Light Housing and Control Unit) with Stainless Steel Hardware	
Temperature	
-31 to 131°F (-35 to 55°C)	
Wind Loading	
300 mph (45 m/s)	
Ingress	
NEMA 4 & EN 60529 IP 55	

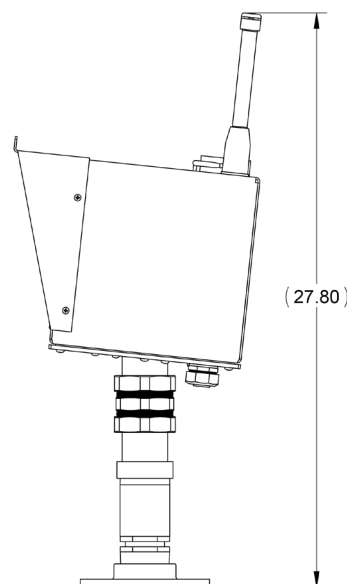
### Photometrics



### Dimensions



Top View



Side View

### Standard Configurations

Model	Mounting	Output	Power	Control
AV-REIL	Permanent Portable	Visible Visible / IR	Solar Kit Generator Kit Battery Kit AC	Wired Wireless